

UNITED EMPLOYEES ASSOCIATION OF GUAM
 OPERATING STATEMENT
 For the period ending December 31, 2023

Changes in Unrestricted Net Assets	
REVENUES & GAINS	
Fundraising Events	\$ 25,035
Donations Received	-
Interest Income	42
Total Revenue, Gains & Other Support	<u>\$ 25,077</u>
EXPENSES	
Administrative Expenses	288
Fundraising Events	5,915
Donations	-
Program Expenses	21,325
Bank Fees	-
Total Expenses	<u>\$ 27,528</u>
Increase in Net Assets	(2,451)
Net Assets at beginning of CY 2023	15,485
Net Assets at end of CY 2023	<u><u>\$ 13,034</u></u>

UNITED EMPLOYEES ASSOCIATION OF GUAM
 BALANCE SHEET
 as of December 31, 2023

ASSETS	
Cash	\$ 13,034
Other assets	-
Total Assets	<u>\$ 13,034</u>
LIABILITIES & NET ASSETS	
Liabilities	\$ -
Net Assets	
Unrestricted Net Assets	13,034
Total Liabilities & Net Assets	<u>\$ 13,034</u>

Reported & Acknowledged by:
Rachel Tseng, Treasurer

Attachment A

Government of Guam
Department of Revenue and Taxation
Business Privilege Tax Branch
Annual Information Return for Tax Exempt Persons FCN 2-2-111
For Year Ending December 31, 2023

Payments made by United Employees Association of Guam
GRT TE No. 06-17

Payee	Nature of Payment	Amount
Bank Fee	Bank Fee	10.00
Hard Rock Café	Program	2,025.00
Hard Rock Café	Program	4,051.13
Music Sensation	Program	1,150.00
Ana Cruz	Program	219.00
Graphic Center	Program	140.00
Bank Fee	Bank Fee	10.00
Evangeline Arizala	Program	277.00
Stuart Suarez	Program	225.00
Bank Fee	Bank Fee	10.00
Bank Fee	Bank Fee	10.00
Bank Fee	Bank Fee	(40.00)
American Printing Corp.	Fundraising	3,474.80
Altanx Guam, LLC	Fundraising	2,440.00
Stuart Suarez	Program	155.00
Marjorie Alpuerto	Program	4,057.50
Stuart Suarez	Program	500.00
Evangeline Arizala	Program	479.98
Marjorie Alpuerto	Program	6,228.50
Marjorie Alpuerto	Program	167.10
Marjorie Alpuerto	Admin Expense	288.00
Music Sensation	Program	1,650.00

3:27



~ Jesse Lujan

now

TUGA

Nice...

Guam National Golf Federation 2023 Statement of Activities

Revenues		
Bingo Sales		8,428,351
Bingo Payouts	-	<u>7,238,394</u>
Bingo Gross Revenue		1,189,957
Other Revenue		85,838
Total Revenue		1,275,795
Expenses		
Bingo Expenses		1,449,872
National Golf Team Support		37,699
Junior Golf Team Support		12,992
Other Expenses		5,679
Total Expenses		1,506,242
Increase in Net Assets	-	230,447
Assets		
CoH/CIB		71,256
Other Assets		
Receivables	-	87,429
Total		1,044,678
Liabilities & Equity		
Liabilities		2,350,201
Equity	-	1,305,523
Total		1,044,678

Open Microsoft 365 (Office)



VARO
Statement of Financial Income and Expense
October 2022 through September 2023

Victim Advocates Reaching Out

EIN # [REDACTED]

Financial Report - Year Ended September 30, 2024


Balance Sheet

Cash in Bank	\$52,694
Accounts Receivable	80,247
Other current asset	1,000
Total Assets	133,941
Liabilities	<u>(9,194)</u>
Equity	<u><u>\$123,757</u></u>

Income Statement

Donations	\$9,703
Fundraising	35,025
Grants	254,598
Other Income	4,019
Total Income	<u>\$303,345</u>
Victim Services	60,484
Fundraising	18,314
Personnel	180,874
Operations	52,899
Total Expenses	<u>\$312,571</u>
Net Income	<u><u>(\$9,226)</u></u>

Pursant to Chapter 14, Title 18, Guam Code
Annotated, I declare under penalty of perjury
that the foregoing is true and correct.



Louisa Borja, President

Date: 12/30/24

**Federation of Pangasinanes on Guam
Statements of Activities
For Year Ended December 31, 2023**

Revenues and other support:

Gaming activities	\$ 4,454,658.89
Total revenues	<u>\$ 4,454,658.89</u>

Expenses

Value of prizes awarded	\$ 3,776,850.00
Bingo Supplies	397,138.81
Advertising	18,490.50
Rental (Hall)	60,114.00
Bank and merchant services charges	34,297.79
Cleaning, maintenance and repairs	25,182.66
Office expenses	6,830.76
Legal & professional fees	1,625.00
Business privilege tax	22,899.69
Entertainment	4,558.57
Member benefits	500.00
Utilities	28,592.68
Contributions	0.00
Insurance	816.00
Miscellaneous	1,104.00
Total expenses	<u>4,379,000.46</u>

Total change in net assets	75,658.43
----------------------------	-----------

Net assets at beginning of year	<u>162,134.05</u>
---------------------------------	-------------------

Net assets at end of year	<u>\$237,792.48</u>
---------------------------	---------------------

**Federation of Pangasinanes on Guam
Statement of Financial Position
December 31, 2023**

ASSETS

Cash & Cash Equivalents	<u>\$237,792.48</u>
Total Assets	

NET ASSETS

Fund balance - Unrestricted	<u>\$ 237,792.48</u>
-----------------------------	----------------------


HEDCO Local Development Corporation
Statement of Financial Condition
September 30, 2024

Assets	
Cash and Cash Equivalents	\$5,073,119.97
Net Fixed Assets	163,837.96
Other Assets	<u>55.00</u>
Total Assets	\$5,237,012.93
Liabilities	\$ 101,112.35
Fund Balance	<u>4,891,349.90</u>
Total Net Worth	\$4,992,462.25

HEDCO Local Development Corporation
Statement of Revenue, Expenditures and Changes in Fund Balance
September 30, 2024

Revenues	\$1,213,069.28
Expenses	<u>968,518.60</u>
Excess of Revenues over Expenses	\$ 244,550.68

I certify to the accuracy of the financial statement above. The above financial statement was published in The Guam Daily Post on November 16, 2024.

By: 
Shawn M. Higa, President/Treasurer

FISCAL YEAR END 9/30/2024

GUAM DEALS

loannumber	business	CDC Fee	Less Withheld*	Annual
780310 4007	Agbayani Construction Corporation	\$ 46.32	\$ 9.26	\$ 444.72
378412 5004	Data Management Resources LLC	\$ 554.49	\$ 110.90	\$ 5,323.08
669183 5010	Data Management Resources LLC	\$ 79.64	\$ 15.93	\$ 764.52
741585 8503	E.M.B. Electrical Inc.	\$ 233.33	\$ 46.66	\$ 2,240.04
190009 9100	Guam Pak Express, Inc.	\$ 835.94	\$ 167.18	\$ 8,025.12
440219 5003	Guam's Bakery, Inc.	\$ 268.18	\$ 53.63	\$ 2,574.60
950925 8108	Hawaii Energy Systems LLC	\$ 58.85	\$ 11.77	\$ 564.96
538325 5006	Industrial Hygiene Professionals, Inc.	\$ 90.80	\$ 18.16	\$ 871.68
958723 5000	Infratech International, LLC	\$ 160.94	\$ 32.19	\$ 1,545.00
514878 5001	Island Surgical Center	\$ 223.71	\$ 44.74	\$ 2,147.64
641871 5008	Jae Hoon Corporation (Pacific Grocers)	\$ 693.90	\$ 138.78	\$ 6,661.44
946191 5008	Johndel International Incorporated	\$ 202.12	\$ 40.42	\$ 2,416.70
272989 6000	M & B Incorporated (Pacific Guam)	\$ 74.99	\$ 14.99	\$ 720.00
747887 4010	Maria B. Blancaflor M.D. and TRI Enterprise, Inc.	\$ 56.18	\$ 11.24	\$ 539.28
828352 5000	MKH Corporation dba Sejong Restaurant	\$ 194.77	\$ 38.95	\$ 1,869.84
274189 6003	Pacific Rainbow, Inc.(Safety 1st)	\$ 201.08	\$ 40.21	\$ 2,412.28
639044 5007	Patterson Enterprises, dba Suncare	\$ 332.01	\$ 66.40	\$ 3,187.32
479765 5003	Security Title, Inc.	\$ 335.73	\$ 67.15	\$ 3,222.96
641482 5009	Sekiguchi Corporation	\$ 262.32	\$ 52.46	\$ 3,359.32
191803 6005	Soft Pacific, Inc. (Benz Sign Supplies)	\$ 23.95	\$ 4.79	\$ 229.92
850868 5004	WM Engineering Services, LLC	\$ 332.53	\$ 66.50	\$ 3,192.36
Total CDC Fees				\$ 52,312.78

*SBA withholds a portion of CDC Fee amounting to 20% of the Fee

Processing fees for loans funded in current fiscal year			
N/A	\$0.00	\$0.00	\$0.00
			\$ -

Total Income for FYE 9/30/24 **\$ 52,312.78**

<u>Expenses</u>			
10/6/2023	Treasurer of Guam	Releases	\$ 85.50
10/25/2023	The Guam Daily Post	Publication for annual report	\$ 192.00
1/8/2024	Blair Sterling	Legal - Filing	\$ 158.25
7/12/2024	Treasurer of Guam	Annual Report	\$ 10.00
8/8/2024	Title Guaranty of Guam	Limbo - ALTA and Recording	\$ 12,906.00
9/23/2024	Title Guaranty of Guam	Limbo - Endorsement	\$ 100.00
Total Expenses			\$ 13,451.75
Net Income			\$ 38,861.03
Summary			
	Printing, Publications		\$ 192.00
	Legal Services		\$ 158.25
	Closing Costs		\$ 13,006.00
	Servicing Costs		\$ 85.50
	Annual Filings		\$ 10.00
			\$ 13,451.75

GUAM DAILY POST • SATURDAY, NOVEMBER 16, 2024

HOUSE FOR SALE

**6 BEDROOMS 5 BATHROOMS
BIG YARD - FULLY GATED
LOCATED IN YONA**

ASKING \$565,000.00
671-864-7575 / 671-477-3335

little type

BIG RESULTS

use the classifieds whether you're buying • selling • hiring

HEDCO Local Development Corporation

Statement of Financial Condition
September 30, 2024

Assets:	
Cash and Cash Equivalents	\$ 5,071,119.97
Net Fixed Assets	163,837.96
Other Assets	55.00
Total Assets	\$ 5,234,912.93
Liabilities:	
Fund Balance	\$ 101,112.35
	4,892,342.90
Total Net Worth	\$ 4,992,462.25

HEDCO Local Development Corporation
Statement of Revenue, Expenditures and
Changes in Fund Balance September 30, 2024

Revenues	\$ 1,213,069.28
Expenses	968,518.60
Excess of Revenues over Expenses	\$ 224,550.68

MOPH dba: Fortune Bingo Profit & Loss July 2023 through June 2024

Jul 23 - Jun 24

Ordinary Income/Expense	
Income	
Bingo Card Sales	
Cash Sales	1,896,027.39
Credit Card Sales	1,667,248.61
Free Coupon	18,050.00
Paper Sales	509,365.00
Total Bingo Card Sales	4,054,591.00
Total Income	4,054,591.00
Cost of Goods Sold	
Bingo Cards - Pay Outs	4,812,822.00
Pub Tab - Payout	1,784,902.00
Pub Tabs - Sales	-2,460,952.00
Total COGS	3,916,772.00
Gross Profit	737,819.00
Expense	
Bank Charges	58,748.09
Bingo Machine Rental	228,376.00
Bookkeeping Fee	3,000.00
Donation	7,000.00
Entertainment	1,300.00
Insurance (BingoHall)	4,611.00
Management Expense	66,649.24
Rental	239,668.21
Supplies - Bingo	52,324.50
Supplies - Office	410.00
Tax - GRT	26,942.68
Utilities - GTA	5,482.89
Utilities - Power	2,240.30
Xerox Rental	43,132.14
	1,500.00
Total Expense	734,184.75
Net Ordinary Income	3,634.25
Net Income	3,634.25



ISLAND-WIDE HOME DELIVERY

Get the most local print content delivered to your doorstep daily.



Contact us at customerservice@postguam.com or call 671-649-1924



2nd ASIA GLOBAL YOUTH BASKETBALL CHAMPIONSHIP (AGYBC, GUAM)

ThanksGiving Tourney

Nov 27 thru Dec 1st

Teams from Saipan and Philippines, and Guam

Door Entrance Fees:

Adults and Seniors: \$2.00

Children 5yrs and above: \$1.00



DIVISION: U10, U12, U14, U16, U18

Powered by:



We Need Sales People!

Are you: **Organized?** **Motivated?** **Talented?** **Creative?** **Friendly?**

Do you like: **Fast-Paced Work?** **Team Efforts?** **Commissions?** **Client Relations?**



Send your resume
hr@postguam.com

THE GUAM DAILY POST



RESEARCH CORPORATION OF THE UNIVERSITY OF GUAM

BOARD OF DIRECTORS REGULAR MEETING
Friday, October 25, 2024, at 2:30 pm

AGENDA

- 1.0 CALL TO ORDER
- 2.0 MEETING MINUTES
- Action 2.1 Regular Meeting Minutes of June 21, 2024
- 3.0 CHAIRMAN'S REMARKS
- 4.0 NEW BUSINESS
- Information 4.1 Executive Director's Report to the Board
- Action 4.2 Resolution No. 24-05 Relative to Amending Authorization to Open or Close Bank Accounts or Credit Facilities
- Action 4.3 Resolution No. 24-06 Relative to Approving Fiscal Year 2026 Operations Budget
- 5.0 ADJOURNMENT

For more information, contact
Cathleen Moore-Linn, RCUOG Executive Director
cmoore@triton.uog.edu • (671) 735-0250



710 W Marine Corps Dr Suite 203 Bell Tower Plaza Aniakak, GU 99910
https://kumisionchamoru.guam.gov
kumisionchamoru@gmail.com
(671) 922-0600

PUBLIC NOTICE

Regular Board Meeting Date: October 24, 2024
Time: 12:30PM Place: Zoom
Zoom Meeting Link:

<https://us02web.zoom.us/j/83878778767?pwd=U1VZbVhkaUJSTdkLQ1QakkvZlMzQ9>

TAREHA:

- I. OTDEN
- II. INIFRESI/TINANGA
- III. INAGANG I MEMBRO SIHA
- IV. KINABALES I MEMBRO SIHA
- V. RINIBISA YAN INADAPTAN I TAREHA
- VI. INADAPTAN I FINALOFFAN
- VII. RIPOI I SIKRITARIAN I KUMISION
- VIII. RIPOI I KUMITEHAN EKSEKETIBU
- IX. RIPOI I ATMENESTRASION
- X. RIPOI I PROYEKTO SIHA
- XI. RIPOI I KUMITEHAN I NA'AN LU'GAT
- XII. GINAGAO PARA PINILA'
- XIII. NUEBU NA ASUNTO
- XIV. PRIBILEHUN I PISU
- XV. ANUNSIO SIHA
- XVI. FINAKPO

For ADA accommodations, please contact Savannah at (671) 922-0600
Next Board Meeting: November 7, 2024 at 12:30PM

National Association of State Boards of Accountancy, Inc. Fiscal Year 2024 Financial Report

In Thousands

Program Revenue	
Examination, licensing and related services	\$ 42,648
Member services, dues and other revenue	883
Total program revenue	43,531
Program Expenses	
Examination, licensing and related services	27,249
Member services	9,164
Regulation and public protection	1,943
Committees and conferences	38,356
Total program expenses	38,356
Other Income	5,962
Increase in Net Assets	\$ 11,137
Total Assets	\$ 105,394
Total Liabilities	\$ 14,620
Total Net Assets	\$ 90,774

Certified to be True and Correct
/s/Troy A. Walker, CPA
Vice President and Chief Financial Officer

LAW OFFICE OF RACHEL TAIMANAO-AYUYU
130 Aspinall Ave., Suite 204
Hagatna, Guam 96910
Tel. 671.989.0559
Email: office@guamcounsel.com
Attorney for Administratrix Erika S. Perez

IN THE SUPERIOR COURT OF GUAM IN THE MATTER OF THE ESTATE

OF
JUSTINA S. SCHERER,
Deceased.

PROBATE CASE NO. P00072-19 AMENDED NOTICE OF HEARING FOR FINAL DISTRIBUTION

THIS NOTICE IS REQUIRED BY LAW. YOU ARE NOT REQUIRED TO APPEAR IN COURT UNLESS YOU DESIRE.

NOTICE IS HEREBY GIVEN that Administratrix ERIKA S. PEREZ has filed a Petition for Final Distribution upon the estate of the decedent named above, reference to which petition is hereby made for further particulars.

A hearing on the petition is set for October 21, 2024 at 10:00 a.m. in the courtroom of the Honorable Presiding Judge Alberto C. Lamorena III, Superior Court of Guam, Hagatna, Guam.

Dated: AUG 22, 2024

JANICE CAMACHO-PEREZ,
Clerk of Court
Superior Court of Guam
/s/ Evelyn C. Santos
Deputy Clerk

CLASSIFIED ADVERTISING

REAL ESTATE?

Will you buy property through real estate ads. Ads can include photos, company logos to meet your needs and help you get the sale!


PERSONAL AD?

Trying to find the best place to find a job? Personal ads can help you find the best job for you.



HIRING?

Reach potential employees through classified ads. Employment ads can be customizable sizes.



ONLY \$14.00
A DAY/COLUMN INCH

THE GUAM DAILY POST

Call us at 671.649.1924 or email sales@postguam.com
Mon. - Fri. 8:00 am - 5:00 pm

CLASSIFIED ADVERTISING

REAL ESTATE?

Sell, rent, buy, property through real estate ads. Ads can include photos, company logos to meet your needs and help you get the sale!

ONLY \$14.00
A DAY/COLUMN INCH



THE GUAM DAILY POST

Call us at 671.649.1924 or email sales@postguam.com
Mon. - Fri. 8:00 am - 5:00 pm

JOB OPENINGS

- Mechanic/Mechanic Helper**
- Welder/Welder Helper**
- Operations Manager**
- General Helper**
- Driver**

LAGU, LLC
admin@laguguam.com
(671) 649-5681



GUAHAN ACADEMY CHARTER SCHOOL
PROFIT & LOSS
October 2012 through September 2013

	<u>Oct '12 - Sep 13</u>
Ordinary Income/Expense	
Income	<u>687,500.00</u>
Gross Profit	687,500.00
Expense	
4.111 Personnel	223,962.55
4.114 Benefits	0.00
4.115 Other Personnel Expense	0.00
4.220 Travel	4,367.81
4.230 Contractual Services	218,994.00
4.233 Office Space Rental	8,500.00
4.234 Equipment Rental	0.00
4.240 Materials and Supplies	39,284.45
4.250 Small Equipment	938.00
4.251 Books/Online Res	0.00
4.252 Testing Supp (Classrooms)	0.00
4.270 Workmen's Com & Gen Liab	1,533.00
4.271 Drug Testing	0.00
4.280 Loss on Claims	0.00
4.290 Miscellaneous Expense	71,173.19
4.300 In-Kind Expense	0.00
4.361 Power	0.00
4.362 Water	0.00
4.363 Telephone/Toll/Wifi/Svc	<u>0.00</u>
Total Expense	<u>568,753.00</u>
Net Ordinary Income	118,747.00
Other Income/Expense	
Other Expense	<u>0.00</u>
Net Other Income	<u>0.00</u>
Net Income	<u><u>118,747.00</u></u>

This financial statement report is Certified True and Correct:



Hendrick M. Eveluck
Treasurer, Board of Trustees

12/10/24


Date



GUAHAN ACADEMY CHARTER SCHOOL
BALANCE SHEET
As of September 30, 2013

	<u>Sep 30, 13</u>
ASSETS	
Current Assets	
Checking/Savings	
1.101 Checking Account-GACS	152,901.29
1.103 GACS Petty Cash	<u>0.00</u>
Total Checking/Savings	152,901.29
Accounts Receivable	
1.110 Accounts Receivables	<u>0.00</u>
Total Accounts Receivable	<u>0.00</u>
Other Current Assets	<u>0.00</u>
Total Current Assets	152,901.29
Fixed Assets	
1.135 Computers/Printers	14,261.63
1.137 Equipment	0.00
1.139 Furniture and Fixture	0.00
1.141 Music Instrum & Sports Eq	0.00
1.143 Vehicles	0.00
1.145 Modular Classrooms	0.00
1.150 Construction in Progress	0.00
1.151 LAND (Barrigada Lot)	<u>0.00</u>
Total Fixed Assets	<u>14,261.63</u>
Other Assets	<u>0.00</u>
TOTAL ASSETS	<u>167,162.92</u>
LIABILITIES & EQUITY	
Liabilities	
Current Liabilities	
Accounts Payable	357.50
Other Current Liabilities	<u>0.00</u>
Total Current Liabilities	<u>357.50</u>
Total Liabilities	<u>357.50</u>
Equity	<u>166,805.42</u>
TOTAL LIABILITIES & EQUITY	<u>167,162.92</u> ✓

This financial statement report is Certified True and Correct:



Henrick M. Eveluck
Treasurer, Board of Trustees

12/10/24


Date



GUAHAN ACADEMY CHARTER SCHOOL
PROFIT & LOSS
October 2013 through September 2014

	<u>Oct '13 - Sep 14</u>
Ordinary Income/Expense	
Income	<u>2,987,730.65</u>
Gross Profit	2,987,730.65
Expense	
4.111 Personnel	1,696,181.32
4.114 Benefits	345,524.44
4.115 Other Personnel Expense	0.00
4.220 Travel	30,008.42
4.230 Contractual Services	577,556.44
4.233 Office Space Rental	26,900.00
4.234 Equipment Rental	0.00
4.240 Materials and Supplies	53,014.73
4.250 Small Equipment	539.00
4.251 Books/Online Res	0.00
4.252 Testing Supp (Classrooms)	0.00
4.270 Workmen's Com & Gen Liab	20,736.33
4.271 Drug Testing	1,797.63
4.280 Loss on Claims	0.00
4.290 Miscellaneous Expense	39,613.04
4.300 In-Kind Expense	0.00
4.361 Power	87,336.42
4.362 Water	7,999.49
4.363 Telephone/Toll/Wifi/Svc	<u>35,907.33</u>
Total Expense	<u>2,923,114.59</u>
Net Ordinary Income	64,616.06
Other Income/Expense	
Other Expense	<u>25,637.54</u>
Net Other Income	<u>-25,637.54</u>
Net Income	<u><u>38,978.52</u></u>

This financial statement report is Certified True and Correct:



Henrick M. Eveluck
Treasurer, Board of Trustees

12/10/24


Date



GUAHAN ACADEMY CHARTER SCHOOL
BALANCE SHEET
As of September 30, 2014

	<u>Sep 30, 14</u>
ASSETS	
Current Assets	
Checking/Savings	
1.101 Checking Account-GACS	149,816.58
1.103 GACS Petty Cash	<u>3,037.64</u>
Total Checking/Savings	152,854.22
Accounts Receivable	
1.110 Accounts Receivables	<u>0.00</u>
Total Accounts Receivable	<u>0.00</u>
Other Current Assets	<u>46,953.01</u>
Total Current Assets	199,807.23
Fixed Assets	
1.135 Computers/Printers	66,386.80
1.137 Equipment	-20.75
1.139 Furniture and Fixture	996.00
1.141 Music Instrum & Sports Eq	14,839.54
1.143 Vehicles	0.00
1.145 Modular Classrooms	0.00
1.150 Construction in Progress	0.00
1.151 LAND (Barrigada Lot)	<u>0.00</u>
Total Fixed Assets	<u>82,201.59</u>
Other Assets	<u>7,319.90</u>
TOTAL ASSETS	<u>289,328.72</u>
LIABILITIES & EQUITY	
Liabilities	
Current Liabilities	
Accounts Payable	21,674.73
Other Current Liabilities	<u>61,865.14</u>
Total Current Liabilities	<u>83,539.87</u>
Total Liabilities	<u>83,539.87</u>
Equity	<u>205,788.85</u>
TOTAL LIABILITIES & EQUITY	<u>289,328.72</u>

This financial statement report is Certified True and Correct:



Henrick M. Eveluck
Treasurer, Board of Trustees

12/10/24

Date



GUAHAN ACADEMY CHARTER SCHOOL
PROFIT & LOSS
October 2014 through September 2015

	<u>Oct '14 - Sep 15</u>
Ordinary Income/Expense	
Income	<u>3,559,936.52</u>
Gross Profit	3,559,936.52
Expense	
4.111 Personnel	1,833,450.43
4.114 Benefits	317,072.08
4.115 Other Personnel Expense	0.00
4.220 Travel	13,838.38
4.230 Contractual Services	615,608.29
4.233 Office Space Rental	125,500.00
4.234 Equipment Rental	0.00
4.240 Materials and Supplies	58,401.48
4.250 Small Equipment	0.00
4.251 Books/Online Res	220,688.09
4.252 Testing Supp (Classrooms)	0.00
4.270 Workmen's Com & Gen Liab	11,562.00
4.271 Drug Testing	728.50
4.280 Loss on Claims	0.00
4.290 Miscellaneous Expense	86,275.18
4.300 In-Kind Expense	0.00
4.361 Power	79,764.72
4.362 Water	6,945.93
4.363 Telephone/Toll/Wifi/Svc	<u>27,295.74</u>
Total Expense	<u>3,397,130.82</u>
Net Ordinary Income	162,805.70
Other Income/Expense	
Other Expense	<u>33,807.71</u>
Net Other Income	<u>-33,807.71</u>
Net Income	<u><u>128,997.99</u></u> ✓

This financial statement report is Certified True and Correct:



 Henrick M. Eveluck
 Treasurer, Board of Trustees

12/10/20

 Date



GUAHAN ACADEMY CHARTER SCHOOL
BALANCE SHEET
As of September 30, 2015

	<u>Sep 30, 15</u>
ASSETS	
Current Assets	
Checking/Savings	
1.101 Checking Account-GACS	158,904.02
1.103 GACS Petty Cash	400.00
Total Checking/Savings	159,304.02
Accounts Receivable	
1.110 Accounts Receivables	508,362.01
Total Accounts Receivable	508,362.01
Other Current Assets	0.00
Total Current Assets	667,666.03
Fixed Assets	
1.135 Computers/Printers	38,803.07
1.137 Equipment	0.00
1.139 Furniture and Fixture	2,489.74
1.141 Music Instrum & Sports Eq	9,091.35
1.143 Vehicles	359.72
1.145 Modular Classrooms	0.00
1.150 Construction in Progress	0.00
1.151 LAND (Barrigada Lot)	0.00
Total Fixed Assets	50,743.88
Other Assets	7,319.90
TOTAL ASSETS	<u>725,729.81</u>
LIABILITIES & EQUITY	
Liabilities	
Current Liabilities	
Accounts Payable	336,298.92
Other Current Liabilities	53,294.05
Total Current Liabilities	389,592.97
Total Liabilities	389,592.97
Equity	336,136.84
TOTAL LIABILITIES & EQUITY	<u>725,729.81</u> ✓

This financial statement report is Certified True and Correct:



Henrick M. Bveluck
Treasurer, Board of Trustees

12/10/24


Date



**GUAHAN ACADEMY CHARTER SCHOOL
PROFIT & LOSS
October 2015 through September 2016**

	<u>Oct '15 - Sep 16</u>
Ordinary Income/Expense	
Income	<u>3,419,635.39</u>
Gross Profit	3,419,635.39
Expense	
4.111 Personnel	1,808,663.49
4.114 Benefits	234,238.88
4.115 Other Personnel Expense	0.00
4.220 Travel	3,886.38
4.230 Contractual Services	607,043.06
4.233 Office Space Rental	129,400.00
4.234 Equipment Rental	0.00
4.240 Materials and Supplies	73,648.12
4.250 Small Equipment	0.00
4.251 Books/Online Res	-806.92
4.252 Testing Supp (Classrooms)	0.00
4.270 Workmen's Com & Gen Liab	19,149.03
4.271 Drug Testing	0.00
4.280 Loss on Claims	0.00
4.290 Miscellaneous Expense	81,731.68
4.300 In-Kind Expense	0.00
4.361 Power	69,215.24
4.362 Water	8,710.51
4.363 Telephone/Toll/Wifi/Svc	<u>29,361.89</u>
Total Expense	<u>3,064,241.36</u>
Net Ordinary Income	355,394.03
Other Income/Expense	
Other Expense	<u>39,326.96</u>
Net Other Income	<u>-39,326.96</u>
Net Income	<u><u>316,067.07</u></u> ✓

This financial statement report is Certified True and Correct:



 Henrick M. Eveluck
 Treasurer, Board of Trustees

12/10/24

 Date



GUAHAN ACADEMY CHARTER SCHOOL
BALANCE SHEET
As of September 30, 2016

	<u>Sep 30, 16</u>
ASSETS	
Current Assets	
Checking/Savings	
1.101 Checking Account-GACS	114,043.44
1.103 GACS Petty Cash	<u>800.00</u>
Total Checking/Savings	114,843.44
Accounts Receivable	
1.110 Accounts Receivables	<u>371,641.77</u>
Total Accounts Receivable	<u>371,641.77</u>
Other Current Assets	<u>43,000.00</u>
Total Current Assets	529,485.21
Fixed Assets	
1.135 Computers/Printers	15,241.01
1.137 Equipment	3,419.06
1.139 Furniture and Fixture	5,861.83
1.141 Music Instrum & Sports Eq	2,848.51
1.143 Vehicles	190.28
1.145 Modular Classrooms	0.00
1.150 Construction in Progress	1,769,290.93
1.151 LAND (Barrigada Lot)	<u>0.00</u>
Total Fixed Assets	<u>1,796,851.62</u>
Other Assets	<u>7,319.90</u>
TOTAL ASSETS	<u><u>2,333,656.73</u></u>
LIABILITIES & EQUITY	
Liabilities	
Current Liabilities	
Accounts Payable	246,165.06
Other Current Liabilities	<u>1,435,287.76</u>
Total Current Liabilities	<u>1,681,452.82</u>
Total Liabilities	<u>1,681,452.82</u>
Equity	<u>652,203.91</u>
TOTAL LIABILITIES & EQUITY	<u><u>2,333,656.73</u></u>

This financial statement report is Certified True and Correct:



Henrick M. Eweruck
Treasurer, Board of Trustees

12/10/24


Date



**GUAHAN ACADEMY CHARTER SCHOOL
PROFIT & LOSS
October 2016 through September 2017**

	<u>Oct '16 - Sep 17</u>
Ordinary Income/Expense	
Income	<u>4,972,311.07</u>
Gross Profit	4,972,311.07
Expense	
4.111 Personnel	2,098,224.53
4.114 Benefits	313,075.48
4.115 Other Personnel Expense	0.00
4.220 Travel	5,004.23
4.230 Contractual Services	695,135.12
4.233 Office Space Rental	99,840.00
4.234 Equipment Rental	0.00
4.240 Materials and Supplies	75,679.79
4.250 Small Equipment	547.00
4.251 Books/Online Res	184,328.70
4.252 Testing Supp (Classrooms)	0.00
4.270 Workmen's Com & Gen Liab	11,460.93
4.271 Drug Testing	522.00
4.280 Loss on Claims	0.00
4.290 Miscellaneous Expense	548,080.46
4.300 In-Kind Expense	0.00
4.361 Power	81,140.49
4.362 Water	19,976.28
4.363 Telephone/Toll/Wifi/Svc	<u>30,949.33</u>
Total Expense	<u>4,163,964.34</u>
Net Ordinary Income	808,346.73
Other Income/Expense	
Other Expense	<u>29,078.13</u>
Net Other Income	<u>-29,078.13</u>
Net Income	<u><u>779,268.60</u></u>

This financial statement report is Certified True and Correct:


Mervyn M. Eveluck
Treasurer, Board of Trustees


12/10/24
Date



GUAHAN ACADEMY CHARTER SCHOOL
BALANCE SHEET
As of September 30, 2017

	<u>Sep 30, 17</u>
ASSETS	
Current Assets	
Checking/Savings	
1.101 Checking Account-GACS	268,463.68
1.103 GACS Petty Cash	<u>1,600.00</u>
Total Checking/Savings	270,063.68
Accounts Receivable	
1.110 Accounts Receivables	<u>207,312.58</u>
Total Accounts Receivable	<u>207,312.58</u>
Other Current Assets	<u>0.00</u>
Total Current Assets	477,376.26
Fixed Assets	
1.135 Computers/Printers	77,914.40
1.137 Equipment	9,553.75
1.139 Furniture and Fixture	6,921.37
1.141 Music Instrum & Sports Eq	0.00
1.143 Vehicles	13.79
1.145 Modular Classrooms	0.00
1.150 Construction in Progress	5,058,672.46
1.151 LAND (Barrigada Lot)	<u>0.00</u>
Total Fixed Assets	<u>5,153,075.77</u>
Other Assets	<u>7,319.90</u>
TOTAL ASSETS	<u><u>5,637,771.93</u></u>
LIABILITIES & EQUITY	
Liabilities	
Current Liabilities	
Accounts Payable	3,237,180.13
Other Current Liabilities	<u>969,119.29</u>
Total Current Liabilities	<u>4,206,299.42</u>
Total Liabilities	<u>4,206,299.42</u>
Equity	<u>1,431,472.51</u>
TOTAL LIABILITIES & EQUITY	<u><u>5,637,771.93</u></u> ✓

This financial statement report is Certified True and Correct:



Henrick M. Eveluck
Treasurer, Board of Trustees

12/10/24


Date



**GUAHAN ACADEMY CHARTER SCHOOL
PROFIT & LOSS
October 2017 through September 2018**

	<u>Oct '17 - Sep 18</u>
Ordinary Income/Expense	
Income	<u>5,326,801.33</u>
Gross Profit	5,326,801.33
Expense	
4.111 Personnel	2,383,376.81
4.114 Benefits	265,086.70
4.115 Other Personnel Expense	0.00
4.220 Travel	4,491.28
4.230 Contractual Services	854,462.64
4.233 Office Space Rental	635,380.09
4.234 Equipment Rental	0.00
4.240 Materials and Supplies	32,167.81
4.250 Small Equipment	0.00
4.251 Books/Online Res	-13,251.44
4.252 Testing Supp (Classrooms)	0.00
4.270 Workmen's Com & Gen Liab	23,451.53
4.271 Drug Testing	0.00
4.280 Loss on Claims	0.00
4.290 Miscellaneous Expense	76,053.19
4.300 In-Kind Expense	0.00
4.361 Power	123,566.67
4.362 Water	26,948.79
4.363 Telephone/Toll/Wifi/Svc	<u>43,994.06</u>
Total Expense	<u>4,455,728.13</u>
Net Ordinary Income	871,073.20
Other Income/Expense	
Other Expense	<u>3,180,082.53</u>
Net Other Income	<u>-3,180,082.53</u>
Net Income	<u><u>-2,309,009.33</u></u>

This financial statement report is Certified True and Correct:



 Hendrick M. Eveluck
 Treasurer, Board of Trustees

12/10/24


 Date



**GUAHAN ACADEMY CHARTER SCHOOL
BALANCE SHEET
As of September 30, 2018**

	<u>Sep 30, 18</u>
ASSETS	
Current Assets	
Checking/Savings	
1.101 Checking Account-GACS	42,475.55
1.103 GACS Petty Cash	1,997.16
Total Checking/Savings	<u>44,472.71</u>
Accounts Receivable	
1.110 Accounts Receivables	282,631.35
Total Accounts Receivable	<u>282,631.35</u>
Other Current Assets	0.00
Total Current Assets	<u>327,104.06</u>
Fixed Assets	
1.135 Computers/Printers	135,750.90
1.137 Equipment	6,831.25
1.139 Furniture and Fixture	93,504.43
1.141 Music Instrum & Sports Eq	0.00
1.143 Vehicles	0.00
1.145 Modular Classrooms	403,070.34
1.150 Construction in Progress	0.00
1.151 LAND (Barrigada Lot)	1,564,147.33
Total Fixed Assets	<u>2,203,304.25</u>
Other Assets	7,319.90
TOTAL ASSETS	<u><u>2,537,728.21</u></u>
LIABILITIES & EQUITY	
Liabilities	
Current Liabilities	
Accounts Payable	3,001,084.97
Other Current Liabilities	411,876.06
Total Current Liabilities	<u>3,412,961.03</u>
Total Liabilities	<u>3,412,961.03</u>
Equity	-875,232.82
TOTAL LIABILITIES & EQUITY	<u><u>2,537,728.21</u></u> ✓

This financial statement report is Certified True and Correct:


Henrietta M. Eveluck
Treasurer, Board of Trustees


12/10/24
Date



**GUAHAN ACADEMY CHARTER SCHOOL
PROFIT & LOSS
October 2019 through September 2020**

	<u>Oct '19 - Sep 20</u>
Ordinary Income/Expense	
Income	<u>5,761,187.69</u>
Gross Profit	5,761,187.69
Expense	
4.111 Personnel	2,355,922.48
4.114 Benefits	282,159.98
4.115 Other Personnel Expense	0.00
4.220 Travel	0.00
4.230 Contractual Services	472,042.97
4.233 Office Space Rental	953,070.14
4.234 Equipment Rental	131,562.76
4.240 Materials and Supplies	73,903.72
4.250 Small Equipment	0.00
4.251 Books/Online Res	170,043.36
4.252 Testing Supp (Classrooms)	900.60
4.270 Workmen's Com & Gen Liab	16,111.52
4.271 Drug Testing	0.00
4.280 Loss on Claims	0.00
4.290 Miscellaneous Expense	51,372.40
4.300 In-Kind Expense	0.00
4.361 Power	58,220.45
4.362 Water	26,310.29
4.363 Telephone/Toll/Wifi/Svc	<u>88,064.77</u>
Total Expense	<u>4,679,685.44</u>
Net Ordinary Income	1,081,502.25
Other Income/Expense	
Other Expense	<u>122,856.48</u>
Net Other Income	<u>-122,856.48</u>
Net Income	<u><u>958,645.77</u></u> ✓

This financial statement report is Certified True and Correct:



 Henry M. Eveluck
 Treasurer, Board of Trustees

12/10/24


 Date



**GUAHAN ACADEMY CHARTER SCHOOL
BALANCE SHEET
As of September 30, 2020**

	<u>Sep 30, 20</u>
ASSETS	
Current Assets	
Checking/Savings	
1.101 Checking Account-GACS	262,713.77
1.103 GACS Petty Cash	1,583.00
Total Checking/Savings	<u>264,296.77</u>
Accounts Receivable	
1.110 Accounts Receivables	803,546.84
Total Accounts Receivable	<u>803,546.84</u>
Other Current Assets	<u>0.00</u>
Total Current Assets	1,067,843.61
Fixed Assets	
1.135 Computers/Printers	76,705.53
1.137 Equipment	29,332.68
1.139 Furniture and Fixture	93,416.29
1.141 Music Instrum & Sports Eq	0.00
1.143 Vehicles	0.00
1.145 Modular Classrooms	371,662.26
1.150 Construction in Progress	0.00
1.151 LAND (Barrigada Lot)	1,564,147.33
Total Fixed Assets	<u>2,135,264.09</u>
Other Assets	<u>620,547.47</u>
TOTAL ASSETS	<u><u>3,823,655.17</u></u>
LIABILITIES & EQUITY	
Liabilities	
Current Liabilities	
Accounts Payable	2,770,503.28
Other Current Liabilities	727,709.65
Total Current Liabilities	<u>3,498,212.93</u>
Total Liabilities	<u>3,498,212.93</u>
Equity	<u>325,442.24</u>
TOTAL LIABILITIES & EQUITY	<u><u>3,823,655.17</u></u> ✓

This financial statement report is Certified True and Correct:



Henrick A. Eveluck
Treasurer, Board of Trustees

12/10/20


Date



**GUAHAN ACADEMY CHARTER SCHOOL
PROFIT & LOSS
October 2020 through September 2021**

	<u>Oct '20 - Sep 21</u>
Ordinary Income/Expense	
Income	<u>7,054,320.33</u>
Gross Profit	7,054,320.33
Expense	
4.111 Personnel	2,303,369.25
4.114 Benefits	332,191.94
4.115 Other Personnel Expense	0.00
4.220 Travel	614.28
4.230 Contractual Services	297,270.54
4.233 Office Space Rental	953,070.14
4.234 Equipment Rental	131,562.76
4.240 Materials and Supplies	183,849.36
4.250 Small Equipment	0.00
4.251 Books/Online Res	199,994.09
4.252 Testing Supp (Classrooms)	0.00
4.270 Workmen's Com & Gen Liab	9,720.52
4.271 Drug Testing	0.00
4.280 Loss on Claims	0.00
4.290 Miscellaneous Expense	20,324.35
4.300 In-Kind Expense	0.00
4.361 Power	74,229.86
4.362 Water	26,514.99
4.363 Telephone/Toll/Wifi/Svc	<u>86,148.62</u>
Total Expense	<u>4,618,860.70</u>
Net Ordinary Income	2,435,459.63
Other Income/Expense	
Other Expense	<u>125,250.22</u>
Net Other Income	<u>-125,250.22</u>
Net Income	<u><u>2,310,209.41</u></u>

This financial statement report is Certified True and Correct:


Henrik M. Eveluck
Treasurer, Board of Trustees


12/10/21
Date



**GUAHAN ACADEMY CHARTER SCHOOL
BALANCE SHEET
As of September 30, 2021**

	<u>Sep 30, 21</u>
ASSETS	
Current Assets	
Checking/Savings	
1.101 Checking Account-GACS	362,778.83
1.103 GACS Petty Cash	783.00
Total Checking/Savings	<u>363,561.83</u>
Accounts Receivable	
1.110 Accounts Receivables	458,333.26
Total Accounts Receivable	<u>458,333.26</u>
Other Current Assets	753.63
Total Current Assets	<u>822,648.72</u>
Fixed Assets	
1.135 Computers/Printers	214,475.25
1.137 Equipment	32,592.58
1.139 Furniture and Fixture	71,125.54
1.141 Music Instrum & Sports Eq	0.00
1.143 Vehicles	0.00
1.145 Modular Classrooms	355,958.22
1.150 Construction in Progress	0.00
1.151 LAND (Barrigada Lot)	1,564,147.33
Total Fixed Assets	<u>2,238,298.92</u>
Other Assets	1,162,305.07
TOTAL ASSETS	<u><u>4,223,252.71</u></u>
LIABILITIES & EQUITY	
Liabilities	
Current Liabilities	
Accounts Payable	1,314,087.00
Other Current Liabilities	273,514.06
Total Current Liabilities	<u>1,587,601.06</u>
Total Liabilities	<u>1,587,601.06</u>
Equity	2,635,651.65
TOTAL LIABILITIES & EQUITY	<u><u>4,223,252.71</u></u>

This financial statement report is Certified True and Correct:


Henrik M. Eveluck
Treasurer, Board of Trustees


12/10/21
Date



GUAHAN ACADEMY CHARTER SCHOOL
PROFIT & LOSS
October 2021 through September 2022

	<u>Oct '21 - Sep 22</u>
Ordinary Income/Expense	
Income	<u>6,215,364.46</u>
Gross Profit	6,215,364.46
Expense	
4.111 Personnel	2,441,872.68
4.114 Benefits	311,202.30
4.115 Other Personnel Expense	0.00
4.220 Travel	5,643.38
4.230 Contractual Services	641,794.46
4.233 Office Space Rental	953,070.00
4.234 Equipment Rental	118,836.07
4.240 Materials and Supplies	407,446.72
4.250 Small Equipment	0.00
4.251 Books/Online Res	429,786.94
4.252 Testing Supp (Classrooms)	0.00
4.270 Workmen's Com & Gen Liab	14,758.52
4.271 Drug Testing	0.00
4.280 Loss on Claims	36,821.73
4.290 Miscellaneous Expense	176,045.67
4.300 In-Kind Expense	1,300,154.98
4.361 Power	128,544.58
4.362 Water	54,310.26
4.363 Telephone/Toll/Wifi/Svc	<u>91,946.49</u>
Total Expense	<u>7,112,234.78</u>
Net Ordinary Income	-896,870.32
Other Income/Expense	
Other Expense	<u>-326,051.38</u>
Net Other Income	<u>326,051.38</u>
Net Income	<u><u>-570,818.94</u></u>

This financial statement report is Certified True and Correct:



Henrick M. Eveluck
Treasurer, Board of Trustees


12/10/24
Date



**GUAHAN ACADEMY CHARTER SCHOOL
BALANCE SHEET
As of September 30, 2022**

	<u>Sep 30, 22</u>
ASSETS	
Current Assets	
Checking/Savings	
1.101 Checking Account-GACS	363,637.01
1.103 GACS Petty Cash	<u>800.00</u>
Total Checking/Savings	364,437.01
Accounts Receivable	
1.110 Accounts Receivables	<u>393,248.96</u>
Total Accounts Receivable	<u>393,248.96</u>
Other Current Assets	<u>16,717.25</u>
Total Current Assets	<u>774,403.22</u>
Fixed Assets	
1.135 Computers/Printers	289.73
1.137 Equipment	14,417.91
1.139 Furniture and Fixture	52,251.13
1.141 Music Instrum & Sports Eq	0.00
1.143 Vehicles	0.00
1.145 Modular Classrooms	340,254.18
1.150 Construction in Progress	0.00
1.151 LAND (Barrigada Lot)	<u>1,564,147.33</u>
Total Fixed Assets	<u>1,971,360.28</u>
Other Assets	<u>620,305.07</u>
TOTAL ASSETS	<u><u>3,366,068.57</u></u>
LIABILITIES & EQUITY	
Liabilities	
Current Liabilities	
Accounts Payable	1,173,125.03
Other Current Liabilities	<u>125,821.39</u>
Total Current Liabilities	<u>1,298,946.42</u>
Total Liabilities	<u>1,298,946.42</u>
Equity	<u>2,067,122.15</u>
TOTAL LIABILITIES & EQUITY	<u><u>3,366,068.57</u></u>

This financial statement report is Certified True and Correct:


Henryck M. Eveluck
Treasurer, Board of Trustees


12/10/24
Date



**GUAHAN ACADEMY CHARTER SCHOOL
PROFIT & LOSS
October 2022 through September 2023**

	<u>Oct '22 - Sep 23</u>
Ordinary Income/Expense	
Income	<u>5,483,962.14</u>
Gross Profit	5,483,962.14
Expense	
4.111 Personnel	2,541,615.33
4.114 Benefits	353,943.99
4.115 Other Personnel Expense	0.00
4.220 Travel	31,355.08
4.230 Contractual Services	699,059.69
4.233 Office Space Rental	953,070.00
4.234 Equipment Rental	86,011.78
4.240 Materials and Supplies	78,438.57
4.250 Small Equipment	0.00
4.251 Books/Online Res	45,501.19
4.252 Testing Supp (Classrooms)	0.00
4.270 Workmen's Com & Gen Liab	15,164.52
4.271 Drug Testing	0.00
4.280 Loss on Claims	0.00
4.290 Miscellaneous Expense	73,522.60
4.300 In-Kind Expense	174,227.75
4.361 Power	160,302.46
4.362 Water	40,313.71
4.363 Telephone/Toll/Wifi/Svc	<u>94,924.78</u>
Total Expense	<u>5,347,451.45</u>
Net Ordinary Income	136,510.69
Other Income/Expense	
Other Expense	<u>48,076.77</u>
Net Other Income	<u>-48,076.77</u>
Net Income	<u><u>88,433.92</u></u> ✓

This financial statement report is Certified True and Correct:


 Erick M. Eveluck
 Treasurer, Board of Trustees


12/10/24
 Date



**GUAHAN ACADEMY CHARTER SCHOOL
BALANCE SHEET
As of September 30, 2023**

	<u>Sep 30, 23</u>
ASSETS	
Current Assets	
Checking/Savings	
1.101 Checking Account-GACS	554,676.41
1.103 GACS Petty Cash	<u>800.00</u>
Total Checking/Savings	555,476.41
Accounts Receivable	
1.110 Accounts Receivables	<u>184,572.71</u>
Total Accounts Receivable	<u>184,572.71</u>
Other Current Assets	<u>0.00</u>
Total Current Assets	740,049.12
Fixed Assets	
1.135 Computers/Printers	36,377.08
1.137 Equipment	30,388.23
1.139 Furniture and Fixture	45,803.00
1.141 Music Instrum & Sports Eq	0.00
1.143 Vehicles	0.00
1.145 Modular Classrooms	324,550.14
1.150 Construction in Progress	0.00
1.151 LAND (Barrigada Lot)	<u>1,564,147.33</u>
Total Fixed Assets	<u>2,001,265.78</u>
Other Assets	<u>128,183.57</u>
TOTAL ASSETS	<u><u>2,869,498.47</u></u>
LIABILITIES & EQUITY	
Liabilities	
Current Liabilities	
Accounts Payable	633,241.61
Other Current Liabilities	<u>80,700.79</u>
Total Current Liabilities	<u>713,942.40</u>
Total Liabilities	<u>713,942.40</u>
Equity	<u>2,155,556.07</u>
TOTAL LIABILITIES & EQUITY	<u><u>2,869,498.47</u></u>

This financial statement report is Certified True and Correct:


Heathrick M. Eveluck
Treasurer, Board of Trustees

12/10/24
Date

GUA. AND COSMETOLOGY

196 Herman Cortez Ave.
Terlajo Professional Building, Suite 213
Majáña, Guam 96910

Regular Board Meeting
Monday, December 2, 2024
at 9:00 a.m. (Guam ChST)

Join Zoom Meeting:
<https://us06web.zoom.us/j/86418045110?pwd=Zk9PVVhlcVpJbnRyRk9kPWZlZlZlZkZC.1>
Meeting ID: 864 1804 5110
Passcode: 647624

AGENDA

- I. Call to Order:
 - a. Roll Call
 - b. Proof of Publications
- II. Approval of Agenda
- III. Approval of Minutes
- IV. NPLC Administrator's Report
- V. Treasurer's Report
- VI. Old Business:
 - (a) Rules and Regulations - On-Going
 - (b) Complaints
 - 1. GBCC CO 2024-0002
 - 2. GBCC CO 2024-0003
 - (c) Applications for Examination
- VII. New Business:
 - (a) Applications for Examination
 - (b) Applications for Apprentices
 - (c) Applications for Re-Examination
 - (d) Applications for Establishment
 - (e) Discussion on Apprentices Permits
- VIII. Next Board Meeting
- IX. Adjournment:

To view the names of the applicants being considered go to <https://guamhpk.org/gbbc>
LIVE Streaming link:
<https://www.youtube.com/watch?v=...>

The advertisement was paid for by DPH/SS/Health Professional Licensing Office (Local Fund)
For more information, please contact the Board office at 735-7804 Q8 thru 17. Persons receiving telecommunication device for the hearing (speech impaired) TDD; may contact 475-8239

THE LAW OFFICES OF
MORGAN G. MCCULLY, P.C.
ATTORNEYS AT LAW
124 A COMMERCE BLDG. SUITE 201
2ND FLOOR, OFFICE BUILDING
MAGÑANA, GUAM 96910
Tel: (671) 647-2118 Fax: (671) 477-1202

IN THE SUPERIOR COURT OF GUAM
BANK OF GUAM, PLAINTIFF
VS.
AJUBA A. SANCHEZ AND JESSE O. SANCHEZ,
DEFENDANT
CIVIL CASE NO. CV1138-16
NOTICE OF EXECUTION SALE OF REAL PROPERTY
TO DEFENDANT AND TO ALL INTERESTED PERSON
PLEASE TAKE NOTICE that I, the Marshal of the Superior Court of Guam, will, pursuant to the Writ of Execution issued by the Superior Court of Guam in the above entitled case, the Notice of Levy on Real Property dated February 8, 2024, I will, on December 5, 2024 at 9:00 AM at the office of the Mayor of the Municipality of Humatah, Guam, sell at public auction to the highest bidder for cash, all of the right, title and interest of the Defendants in and to the following described real property as is necessary to satisfy the judgment taken against Defendant:

The property to be sold is described as:
Lot No. 2, Block No. 9, Tract No. 3241, Humatah formerly Umatia, Guam, Estate No. 62343, Suburban, as said lot is described in that Subdivision Survey Map of Tract 3241 formerly Base lot Nos. 2691 and 2692 1/2, as shown on Drawing No. 14-843 208A, at LM

OR
-Sp. Pet. No. 200
199
162a
-21

Attorneys for Petitioners:

IN THE SUPERIOR COURT OF GUAM

IN THE MATTER OF THE ESTATE

OF

LESLIE LEE GAY POCANGUE,
Deceased.

Probate Case No. PR0167-24

NOTICE TO CREDITORS

NOTICE IS HEREBY GIVEN by the attorneys for JAMES GAY PEREZ, Administrator of the Estate of LESLIE LEE GAY POCANGUE, Deceased, to the creditors of and all persons having claims against said Estate or against said Deceased, that within sixty (60) days after the first publication of this notice, they either file them with the necessary vouchers with the Clerk of Court, SUPERIOR COURT OF GUAM, Guam Judicial Center, 126 West O'Brien Drive, Hagåtña, GU, 96910, or exhibit them with the necessary vouchers to the Administrator's attorneys, law offices of CUNLIFFE & COOK, A Professional Corporation, 219 Archbishop Flores St., Ste. 200, Hagåtña, GU, 96910 5109, (the same being the place of transaction for said estate

DATED November 14, 2024

CUNLIFFE & COOK
A Professional Corporation
Attorneys for Administrator
By: F. RANDALL CUNLIFFE, ESQ.

M.U. Lujan
Elementary School
Parent Teacher Organization
Financial Statement

2022	
Previous Balance	\$3,351.55
Income	\$0.00
Expenses	\$870.52
E.O.Y. Balance	\$2,481.03
2023	
Previous Balance	\$2,481.03
Income	\$4,970.58
Expenses	\$5,397.76
E.O.Y. Balance	\$1,653.85

Prepared by Mabe Castro - P/O Treasurer

FOR RENT
TAM APT 3BD/1BTH, 2BD/1BTH
SEC 8 OK + 51300/5850
CALL 671-646-0510/11

HOUSE FOR RENT
Located in Yona
3 Bedroom 2 Bath + \$1,500/month
CALL 671-789-0888 AFTER 6PM

SMC SECURITY
HIRING SECURITY OFFICERS
APPLY IN PERSON
Please Call : 671-797-1606

CLASSIFIED ADVERTISING



HIRING?
Reach potential employees through a classified ad.
Employment info can be customarily used.

ONLY \$14.00 A DAY/COLUMN INCH

Call us at 671-649-1924 or email sales@postguam.com Mon - Fri 9:00 am - 5:00 pm

APPLY NOW!!

18 - CARPENTER WITH 1 YEAR EXPERIENCE **\$18.34 PER HOUR***
Performs carpentry duties for residential, commercial and government projects.

16 - CEMENT MASON WITH 1 YEAR EXPERIENCE **\$17.51 PER HOUR***
Performs cement mason duties for residential, commercial and government projects.

6 - HEAVY EQUIPMENT MECHANIC WITH 2 YEARS EXPERIENCE **\$21.77 PER HOUR***
Performs heavy equipment mechanic duties for residential, commercial and government projects.

20 - HEAVY EQUIPMENT OPERATOR WITH 1 YEAR EXPERIENCE **\$18.97 PER HOUR***
Performs heavy equipment operator duties for residential, commercial and government projects.

101 - LANDSCAPE GARDENER WITH 3 MONTHS EXPERIENCE **\$11.58 PER HOUR****
Performs landscape gardener duties for residential, commercial and government projects.
***(For work performed on Service Contract Act projects: additional benefits of Health and Welfare Benefits of \$5.36 per hour up to 40 hours per week; Paid time off up to 80 hours of paid vacation after 1 year of service and up to 160 hours after 3 years of service; and up to 11 paid holidays per year.)

10 - PIPEFITTER WITH 2 YEARS EXPERIENCE **\$19.48 PER HOUR***
Performs pipefitter duties for residential, commercial and government projects.

10 - REINFORCING METAL WORKER WITH 1 YEAR EXPERIENCE **\$16.98 PER HOUR***
Performs reinforcing metal worker duties for residential, commercial and government projects.

*Special Wage Rate: Work to be performed on DPRI-funded projects and projects covered by Davis Bacon, Service Contracts Act, and/or Executive Order 14206 will be paid no less than the indicated wage rate but may be paid more where special rates apply and may require paid holidays and/or paid sick leave

Successful applicant must be able to obtain military base access. Off-island hires must complete a health screening prior to working on Guam. Employees are required to take and pass a substance abuse test after hire.

Benefits: Round-trip airfare for off-island hire, lodging provided @ \$62.50 per week; local transportation from employer's designated lodging facility to/from jobsite, and employer/employee-paid medical insurance provided.

The job offer meets all EEO requirements, and initiates a temporary placement. The recruitment associated with this job offer is closely monitored by the Department of Labor. Qualified, available, and willing U.S. workers are highly encouraged to apply. Should you qualify for the job and are not hired you may appeal with the

G.U.A. AND COSMETOLOGY

194 Herman Cortez Ave.
Terlajo Professional Building, Suite 213
Hagåtña, Guam 96910

Regular Board Meeting
Monday, December 2, 2024
at 9:00 a.m. (Guam ChST)

Join Zoom Meeting:
<https://us06web.zoom.us/j/86418885110?pwd=EDMVMkVpJmkyRkZlSWZkdzI2ZC0.1>
Meeting ID: 864 1888 5110
Passcode: 647624

AGENDA

- I. Call to Order:
 - a. Roll Call
 - b. Proof of Publications
- II. Approval of Agendas
- III. Approval of Minutes
- IV. APLO Administrator's Report
- V. Treasurer's Report
- VI. Old Business:
 - (a) Rules and Regulations - Go-Going
 - (b) Complaints
 1. GBSC-CD 2024-0002
 2. GBSC-CD 2024-0003
 - (c) Applications for Examination
- VII. New Business:
 - (a) Applications for Examination
 - (b) Applications for Approvals
 - (c) Applications for Re-Examination
 - (d) Applications for Establishment
 - (e) Discussion on Approvals Permits
- VIII. Next Board Meeting
- IX. Adjournment:

To view the names of the applicants being considered go to <https://gtaacgpa.org/gbbc/>
(TV Streaming link)
<https://gtaacgpa.org/gbbc/details/gbbc>
[gbbc/details/gbbc](https://gtaacgpa.org/gbbc/details/gbbc)

This advertisement may be paid for by DPRI's Health Professionals Licensing Office Local Fund.
For more information, please contact the Board office at 735-7804 or the 12 Personal Hearing Informational document for the Hearing Speech Impaired (IDC) may contact 475-8379

THE LAW OFFICES OF
QUINCY G. MCCULLY, P.C.
ATTORNEY AT LAW
124 W. CORBIN DRIVE, SUITE 201
AGANA, GUAM 96910
PHONE: 472-4418 | FAX: 472-4422

IN THE SUPERIOR COURT OF GUAM
BANK OF GUAM, PLAINTIFF
VS
JULIA A. SANCHEZ AND JESSE Q. SANCHEZ,
DEFENDANT
CIVIL CASE NO. CV1138-16
NOTICE OF EXECUTION SALE OF REAL PROPERTY
TO DEFENDANT AND TO ALL INTERESTED PERSON
PLEASE TAKE NOTICE that I, the Marshal of the Superior Court of Guam will, pursuant to the Writ of Execution issued by the Superior Court of Guam in the above entitled case, the Notice of Levy on Real Property dated February 8, 2024, I will, on December 5, 2024 at 9:00 AM at the office of the Mayor of the Municipality of Hatoai, Guam, sell at public auction, to the highest bidder for cash, all of the right, title and interest of the Defendant in and to the following described real property as is necessary to satisfy the judgment taken against Defendant:

The property to be sold is described as: Lot No. 2, Block No. 9, Tract No. 3241, Hatoai formerly Unalak, Guam, Estate No. 62342, Suburban, as said lot is described in that Subdivision Survey Map of Tract 3241 formerly Base for Nos 2691 and 2692 Plaza, as shown on Drawing No. 14-841 208A, as LM

OR
Sav. No. 200
199
1624
-71

Attorney for Plaintiff

IN THE SUPERIOR COURT OF GUAM
IN THE MATTER OF THE ESTATE
OF
LESLIE LEE GAY POCAGUE,
Deceased.
Probate Case No. PRO167-24
NOTICE TO CREDITORS

NOTICE IS HEREBY GIVEN by the attorneys for JAMES GAY PEREZ, Administrator of the Estate of LESLIE LEE GAY POCAGUE, Deceased, to the creditors of and all persons having claims against said Estate or against said Deceased, that within sixty (60) days after the first publication of this notice, they either file them with the necessary vouchers with the Clerk of Court, SUPERIOR COURT OF GUAM, Guam Judicial Center, 126 West O'Brien Drive, Hagåtña, GU, 96910, or exhibit them with the necessary vouchers to the Administrator's attorneys, law offices of CUNLIFFE & COOK, A Professional Corporation, 710 Archbishop Flores St., Ste. 210, Hagåtña, Gu. 96910 5109, the same being the place of transaction for said estate.

DATED November 14, 2024

CUNLIFFE & COOK
A Professional Corporation
Attorneys for Administrator
By: F. RANDALL CUNLIFFE, ESQ.

M.U. Lujan
Elementary School
Parent Teacher Organization
Financial Statement

2022	
Previous Balance	\$3,351.55
Income	\$0.00
Expenses	\$870.52
EOY Balance	\$2,481.03
2023	
Previous Balance	\$2,481.03
Income	\$4,970.58
Expenses	\$5,797.76
EOY Balance	\$1,653.85

Prepared by Malia Castro - PTO Treasurer

FOR RENT
TAM APT 3BD/1BTH, 2BD/1BTH
SEC 8 OK • 51300/5850
CALL 671-646-0510/11

HOUSE FOR RENT
Located in Yona
3 Bedroom 2 Bath • \$1,500/month
CALL 671-789-0888 AFTER 6PM

SMC SECURITY
HIRING SECURITY OFFICERS
APPLY IN PERSON
Please Call : 671-797-1606

CLASSIFIED ADVERTISING

HIRING?
Reach potential employees through a classified ad.
Employment ads can be cost-effective tools.

ONLY \$14.00 A DAY/COLUMN INCH

Call us at 671-649-1924 or email sales@gostguam.com Mon - Fri 8:00 am - 5:00 pm

APPLY NOW!!

18 - CARPENTER WITH 1 YEAR EXPERIENCE \$18.34 PER HOUR*
Performs carpentry duties for residential, commercial and government projects.

16 - CEMENT MASON WITH 1 YEAR EXPERIENCE \$17.51 PER HOUR*
Performs cement mason duties for residential, commercial and government projects.

6 - HEAVY EQUIPMENT MECHANIC WITH 2 YEARS EXPERIENCE \$21.77 PER HOUR*
Performs heavy equipment mechanic duties for residential, commercial and government projects.

20 - HEAVY EQUIPMENT OPERATOR WITH 1 YEAR EXPERIENCE \$18.97 PER HOUR*
Performs heavy equipment operator duties for residential, commercial and government projects.

101 - LANDSCAPE GARDENER WITH 3 MONTHS EXPERIENCE \$11.58 PER HOUR**
Performs landscape gardener duties for residential, commercial and government projects.
** (For work performed on Service Contract Act projects: additional benefits of Health and Welfare Benefits of \$5.36 per hour up to 40 hours per week; Paid time off up to 80 hours of paid vacation after 1 year of service and up to 160 hours after 3 years of service; and up to 11 paid holidays per year.)

10 - PIPEFITTER WITH 2 YEARS EXPERIENCE \$19.48 PER HOUR*
Performs pipefitter duties for residential, commercial and government projects.

10 - REINFORCING METAL WORKER WITH 1 YEAR EXPERIENCE \$16.98 PER HOUR*
Performs reinforcing metal worker duties for residential, commercial and government projects.

*Special Wage Rate: Work to be performed on DPRI-funded projects and projects covered by Davis Bacon, Service Contracts Act, and/or Executive Order 14206 will be paid no less than the indicated wage rate but may be paid more where special rates apply and may require paid holidays and/or paid sick leave.

Successful applicant must be able to obtain military base access. Off-island hires must complete a health screening prior to working on Guam. Employees are required to take and pass a substance abuse test after hire.

Benefits: Round-trip airfare for off-island hire; lodging provided @ \$62.50 per week; local transportation from employer's designated lodging facility to/from jobsite; and employer/employee-paid medical insurance provided.

The job offer meets all EEO requirements, and initiates a temporary placement. The recruitment associated with this job offer is closely monitored by the Department of Labor. Qualified, available, and willing U.S. workers are highly encouraged to apply. Should you qualify for the job and are not hired, you may appeal with the

**MOPH DbA; Fortune Bingo
Profit & Loss
July 2023 thru June 2024**

Ordinary income/expense:

Income

Bingo card sales	\$710,000.00
Pull tab sales	\$ 80,000.00
Paper sales	<u>\$ 55,819.00</u>
Total Bingo Sales	\$845,819.00
Total Bingo	\$845,819.00

Cost of goods sold:

Bingo cards payout	\$340,000.00
Pull tab payout	\$262,000.00
Total cost of goods	<u>\$602,000.00</u>
Gross Profit	\$243,819.00

Expense:

Bingo machine rental	\$ 94,000.00
Rental	\$ 52,324.00
Utilities	\$ 27,116.00
GRT	\$ 33,827.00
Insurance	\$ 32,669.00
Xerox rental	\$ 1,500.00
Bookkeeping fee	\$ 3,000.00
Office supplies	<u>\$ 19,515.00</u>
Total Expense	\$263,951.00

Net ordinary income \$ <20,132.00>

Net Income \$ <20,132.00>

Cash Flow - 12 Month

Talo Verde Estates Homeowners Association, Inc.

Properties: Active

Period Range: Jan 2023 to Dec 2023

Accounting Basis: Cash

Level of Detail: Detail View

Include Zero Balance GL Accounts: No

Account Name	Jan 2023	Feb 2023	Mar 2023	Apr 2023	May 2023	Jun 2023	Jul 2023	Aug 2023	Sep 2023	Oct 2023	Nov 2023	Dec 2023	Total
Operating Income & Expense													
Income													
HOA Dues													
HOA Fee	25,710.00	21,860.00	22,395.00	22,092.85	18,420.00	21,530.00	23,137.33	19,967.50	73,052.32	20,485.00	17,050.00	18,285.00	303,765.00
Late Fee	175.00	0.00	200.00	175.00	125.00	25.00	100.00	0.00	575.00	100.00	0.00	0.00	1,475.00
Non Construction Penalty	940.00	940.00	750.00	750.00	940.00	500.00	690.00	1,390.00	750.00	690.00	1,000.00	500.00	9,840.00
Other	0.00	0.00	0.00	0.00	0.00	600.00	0.00	0.00	100.00	0.00	0.00	0.00	700.00
Return Check Fee	0.00	0.00	0.00	0.00	0.00	0.00	0.00	35.00	0.00	0.00	0.00	0.00	35.00
Wtr & Pwr Recreation Usage fee	150.00	225.00	0.00	100.00	0.00	250.00	50.00	50.00	50.00	200.00	50.00	50.00	1,175.00
Yard Maintenance Fee	170.00	120.00	80.00	80.00	130.00	55.00	0.00	65.00	0.00	0.00	100.00	0.00	800.00
Total HOA Dues	27,145.00	22,945.00	23,425.00	23,197.85	19,615.00	22,960.00	23,977.33	21,507.50	74,527.32	21,475.00	18,200.00	18,815.00	317,790.00
Interest	0.00	0.00	0.00	0.92	0.97	0.94	1.04	1.05	1.02	1.06	2.04	1.09	10.13
Transfer													
Emergency Reserve 6699	0.00	0.00	0.00	1,000.00	1,000.00	1,000.00	1,000.00	1,000.00	1,000.00	1,000.00	1,000.00	1,000.00	9,000.00
Reserve Account 2581	0.00	0.00	0.00	1,000.97	1,001.02	1,000.99	1,000.00	1,000.00	1,000.00	1,000.00	1,000.00	1,000.00	9,002.98
Total Transfer	0.00	0.00	0.00	2,000.97	2,001.02	2,000.99	2,000.00	2,000.00	2,000.00	2,000.00	2,000.00	2,000.00	18,002.98
Total Operating Income	27,145.00	22,945.00	23,425.00	25,199.74	21,616.99	24,961.93	25,978.37	23,508.55	76,528.34	23,476.06	20,202.04	20,816.09	335,803.11
Expense													
Management Fees	0.00	0.00	0.00	0.00	-1,178.00	-589.00	-1,178.00	0.00	-589.00	0.00	-1,178.00	0.00	-4,712.00
Bank Service Fee	0.00	0.00	0.00	0.00	0.00	0.00	35.00	0.00	0.00	0.00	0.00	0.00	35.00

Cash Flow - 12 Month

Account Name	Jan 2023	Feb 2023	Mar 2023	Apr 2023	May 2023	Jun 2023	Jul 2023	Aug 2023	Sep 2023	Oct 2023	Nov 2023	Dec 2023	Total
Business Licenses and Permits	0.00	0.00	0.00	0.00	0.00	0.00	368.00	0.00	0.00	0.00	0.00	0.00	368.00
Dues and Subscriptions	280.00	280.00	280.00	280.00	280.00	280.00	280.00	280.00	280.00	280.00	560.00	280.00	3,640.00
Equipment & Furniture	838.68	29,251.21	0.00	0.00	0.00	0.00	0.00	0.00	0.00	0.00	0.00	0.00	30,089.89
Insurance Expense	581.00	0.00	1,181.00	0.00	0.00	0.00	0.00	0.00	0.00	0.00	0.00	0.00	1,762.00
Meals and Entertainment	0.00	0.00	0.00	0.00	0.00	400.00	0.00	0.00	0.00	0.00	0.00	400.00	800.00
Printing and Reproduction	0.00	0.00	0.00	26.00	0.00	0.00	21.00	0.00	14.00	101.52	5.00	0.00	167.52
Professional Services													
Gate	0.00	2,737.50	0.00	0.00	0.00	0.00	0.00	0.00	0.00	0.00	0.00	0.00	2,737.50
Generator	100.00	100.00	0.00	450.00	100.00	1,259.14	150.00	100.00	200.00	350.00	1,608.10	-1,661.42	2,755.82
Janitorial Expense	520.00	520.00	520.00	520.00	520.00	520.00	520.00	520.00	520.00	520.00	520.00	520.00	6,240.00
Lanscaping	4,321.25	4,321.25	4,321.25	4,321.25	4,321.25	0.00	6,580.00	0.00	13,160.00	6,580.00	9,970.00	6,580.00	64,476.25
Legal	2,716.88	0.00	0.00	0.00	0.00	0.00	0.00	0.00	0.00	0.00	0.00	0.00	2,716.88
Pool Maintenance	1,078.22	968.90	906.44	942.80	883.86	1,146.42	382.38	885.48	951.04	890.48	971.20	922.80	10,930.02
Pump Station Services	1,800.00	980.00	980.00	1,580.00	1,100.00	980.00	980.00	980.00	1,340.00	980.00	0.00	2,140.00	13,840.00
Security Services	10,914.48	10,914.48	9,858.24	10,914.48	10,562.40	9,931.59	10,562.40	10,914.48	10,914.48	10,562.40	10,419.37	10,562.40	127,031.20
Typhoon Repair & Cleanup	0.00	0.00	0.00	0.00	0.00	4,950.00	0.00	0.00	0.00	0.00	0.00	0.00	4,950.00
Total Professional Services	21,450.83	20,542.13	16,585.93	18,728.53	17,487.51	18,787.15	19,174.78	13,399.96	27,085.52	19,882.88	23,488.67	19,063.78	235,677.67
Property Management Fees	1,611.00	1,611.00	1,611.00	2,200.00	2,200.00	2,200.00	2,200.00	2,200.00	2,200.00	2,200.00	2,200.00	2,200.00	24,633.00
Repairs and Maintenance	0.00	1,546.22	0.00	0.00	0.00	110.00	3,487.75	906.88	843.88	942.05	980.00	12,691.00	21,507.78
Supplies	636.84	0.00	0.00	79.98	0.00	0.00	0.00	0.00	0.00	0.00	0.00	0.00	716.82
Taxes - Property	4,193.08	0.00	0.00	0.00	0.00	0.00	0.00	0.00	0.00	0.00	0.00	0.00	4,193.08
Telephone	53.76	53.76	58.76	53.42	53.42	53.42	53.44	53.44	53.44	53.94	53.94	53.94	648.68

Cash Flow - 12 Month

Account Name	Jan 2023	Feb 2023	Mar 2023	Apr 2023	May 2023	Jun 2023	Jul 2023	Aug 2023	Sep 2023	Oct 2023	Nov 2023	Dec 2023	Total
Expense													
Utilities													
Fuel	0.00	0.00	0.00	0.00	0.00	0.00	7,871.24	0.00	0.00	0.00	0.00	0.00	7,871.24
Power	2,840.83	2,867.77	2,630.88	2,735.78	2,707.90	1,712.28	1,547.58	1,660.08	1,792.16	1,786.92	1,959.09	-48,261.52	-24,000.25
Water Sewer	1,267.39	1,634.13	2,177.79	2,230.60	2,283.21	2,127.41	3,776.32	3,695.38	5,075.47	5,239.00	6,342.75	3,040.45	38,889.90
Total Utilities	4,108.22	4,521.90	4,808.67	4,966.38	4,991.11	3,839.69	13,195.14	5,355.46	6,867.63	7,025.92	8,301.84	-45,221.07	22,760.89
Funds Transfer	2,000.00	2,000.00	0.00	4,000.00	2,000.00	2,000.00	2,000.00	2,000.00	2,000.00	2,000.00	2,000.00	2,000.00	24,000.00
Total Operating Expense	35,753.41	59,806.22	24,525.36	30,334.31	25,834.04	27,081.26	39,637.11	24,195.74	38,755.47	32,486.31	36,411.45	-8,532.35	366,288.33
NOI - Net Operating Income	-8,608.41	-36,861.22	-1,100.36	-5,134.57	-4,217.05	-2,119.33	-13,658.74	-687.19	37,772.87	-9,010.25	-16,209.41	29,348.44	-30,485.22
Total Income	27,145.00	22,945.00	23,425.00	25,199.74	21,616.99	24,961.93	25,978.37	23,508.55	76,528.34	23,476.06	20,202.04	20,816.09	335,803.11
Total Expense	35,753.41	59,806.22	24,525.36	30,334.31	25,834.04	27,081.26	39,637.11	24,195.74	38,755.47	32,486.31	36,411.45	-8,532.35	366,288.33
Net Income	-8,608.41	-36,861.22	-1,100.36	-5,134.57	-4,217.05	-2,119.33	-13,658.74	-687.19	37,772.87	-9,010.25	-16,209.41	29,348.44	-30,485.22
Other Items													
Emergency Disaster (BOH...6699)	-1,000.00	-1,000.00	0.00	-2,000.92	-1,000.97	-1,000.94	-1,000.00	-1,000.00	-1,000.00	-1,000.00	-1,000.00	-1,000.00	-12,002.83
Operating Account	-17,346.59	35,036.22	4,645.36	6,789.31	11,009.04	6,141.26	20,526.93	7,260.74	-33,359.35	16,346.31	20,251.45	-47,807.35	29,493.33
Reserve Account (BOH...2581)	-1,000.00	-1,000.00	0.00	-2,000.97	-1,001.02	-1,000.99	-1,001.04	-1,001.05	-1,001.02	-1,001.06	-1,002.04	-1,001.09	-12,010.28
Prepaid Rent	27,955.00	3,825.00	-3,545.00	2,347.15	-4,790.00	-2,020.00	-4,867.15	-4,572.50	-2,412.50	-5,335.00	-2,040.00	20,460.00	25,005.00
Net Other Items	8,608.41	36,861.22	1,100.36	5,134.57	4,217.05	2,119.33	13,658.74	687.19	-37,772.87	9,010.25	16,209.41	-29,348.44	30,485.22
Cash Flow	0.00	0.00	0.00	0.00	0.00	0.00	0.00	0.00	0.00	0.00	0.00	0.00	0.00

Cash Flow - 12 Month

Account Name	Jan 2023	Feb 2023	Mar 2023	Apr 2023	May 2023	Jun 2023	Jul 2023	Aug 2023	Sep 2023	Oct 2023	Nov 2023	Dec 2023	Total
Beginning Cash	212,714.85	230,061.44	195,025.22	190,379.86	183,590.55	172,581.51	166,440.25	145,913.32	138,652.58	172,011.93	155,665.62	135,414.17	212,714.85
Beginning Cash + Cash Flow	212,714.85	230,061.44	195,025.22	190,379.86	183,590.55	172,581.51	166,440.25	145,913.32	138,652.58	172,011.93	155,665.62	135,414.17	212,714.85
Actual Ending Cash	230,061.44	195,025.22	190,379.86	183,590.55	172,581.51	166,440.25	145,913.32	138,652.58	172,011.93	155,665.62	135,414.17	183,221.52	183,221.52

X  _____
Signature

12/26/24

Date

HOA President

Title



GUAHAN ISC JUDO CLUB

FINANCIAL STATEMENT

Statement of Activities

Year Ended May 15, 2024

REVENUES	Unrestricted	Restricted	Total
Donations	\$0.00	\$0.00	\$0.00
Sponsorships	\$22,600.00	\$0.00	\$22,600.00
Grants	\$0.00	\$0.00	\$0.00
Fundraising	\$0.00	\$0.00	\$0.00
Other	\$0.00	\$0.00	\$0.00
Total Revenues	\$22,600.00	\$0.00	\$22,600.00
EXPENDITURES			
Program Services	\$17,055.44	\$0.00	\$17,055.44
General and Administrative	\$1,755.34	\$0.00	\$1,755.34
Fundraising	\$0.00	\$0.00	\$0.00
Total Expenditures	\$18,810.78	\$0.00	\$18,810.78
Change in Net Assets	\$3,789.22	\$0.00	\$3,789.22
Net Assets, Beginning of Year	\$0.00	\$0.00	\$0.00
Net Assets, End of Period	\$3,789.22	\$0.00	\$3,789.22

Statement of Financial Position

Assets	Year 1
Cash and Cash Equivalents	\$3,789.22
Contributions Receivable	\$0.00
Prepaid Expenses	\$0.00
Property and Equipment	\$0.00
Total Assets	\$3,789.22
Liabilities	
Payables	\$0.00
Debt	\$0.00
Other	\$0.00
Total Liabilities	\$0.00
Net Assets	

Without Donor Restrictions	\$3,789.22
With Donor Restrictions	\$0.00
Total Net Assets	\$3,789.22
Total Liabilities and Net Assets	\$3,789.22

Statement of Functional Expenses

	Program Expenses	Administration	Fundraising	Total
Fundraising	\$0.00	\$0.00	\$0.00	\$0.00
Travel Expenses	\$16,473.44	\$0.00	\$0.00	\$16,473.44
Team Uniforms	\$582.00	\$0.00	\$0.00	\$582.00
Legal Fees	\$0.00	\$1,650.00	\$0.00	\$1,650.00
Bank Fees	\$0.00	\$100.34	\$0.00	\$100.34
Registrations	\$0.00	\$5.00	\$0.00	\$5.00
Totals	\$17,055.44	\$1,755.34	\$0.00	\$18,810.78

Christina Lee (Treasurer)  12/31/24